

SAMPLE COOLERS SC32F and SC132F (With funnel)

DESCRIPTION

The ADCA SC32F and SC132F sample coolers were specially designed to cool samples of boiler water or steam for analysis. Sample coolers prevent steam flashing-off from hot pressurised liquid samples, which can be dangerous and may result in an incorrect sample.

These devices may be used for boiler water analysis and other sampling or cooling applications compatible with the construction materials.

MAIN FEATURES

Integrated funnel.

Corrosion-resistant body and internals.

OPTIONS:

- Sample inlet valve.
- Cooling water inlet valve.
- Temperature indicator.
- Compression fittings.
- Bolted top plate.
- Different connection sizes and materials on request.

USE: Steam boilers and hot water systems.

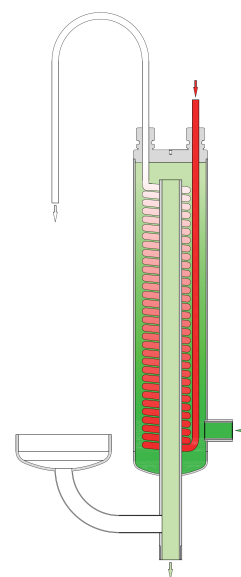
AVAILABLE MODELS: SC32F and SC132F – stainless steel body and coil.

SIZES AND CONNECTIONS: Cooling water body inlet 1/2", outlet 3/4" (ISO 7 Rp or NPT).
Sample tube inlet/outlet: 8 mm O/D.

INSTALLATION: Vertical installation.
See IMI – Installation and maintenance instructions.

OPERATION: Cooling water must be at its maximum flow before opening or closing the sample inlet valve, in order to avoid the risk of scalding.
Sample valve must also be closed before opening the cooling water valve.
Sample coil should always be completely immersed in water.

PERFORMANCE: 30 to 60 kg/h of sample liquid at $\approx 30^{\circ}\text{C}$ with 1 m³/h of inlet cooling water at 15 °C (boilers up to 20 bar – 220 °C). For other pressures, temperatures and/or certified values, consult manufacturer.



**CE MARKING – GROUP 2
(PED – EUROPEAN DIRECTIVE)**

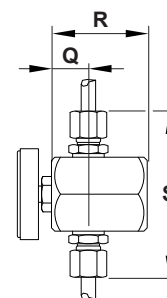
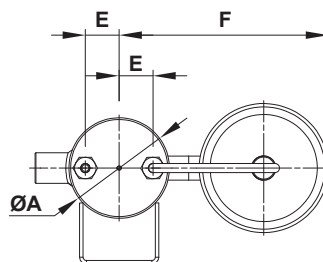
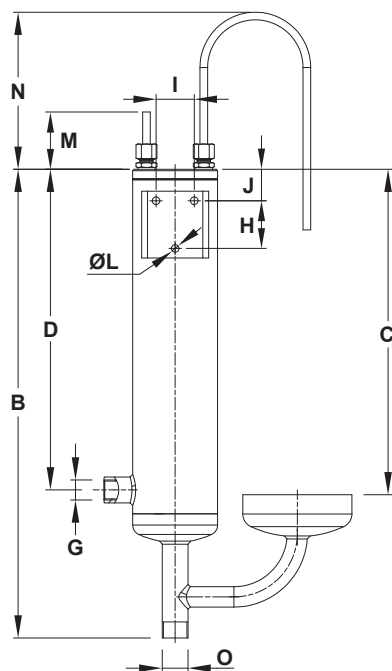
PS 20 bar	CATEGORY
All sizes	SEP

BODY LIMITING CONDITIONS

MODEL	BODY		COIL	
	ALLOW. PRESS.	RELATED TEMP.	ALLOW. PRESS.	RELATED TEMP.
SC32F SC132F	20 bar	120 °C	110 bar	400 °C
			90 bar	450 °C

Minimum operating temperature: - 10 °C.

Design code: AD-Merkblatt.

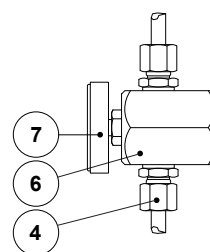
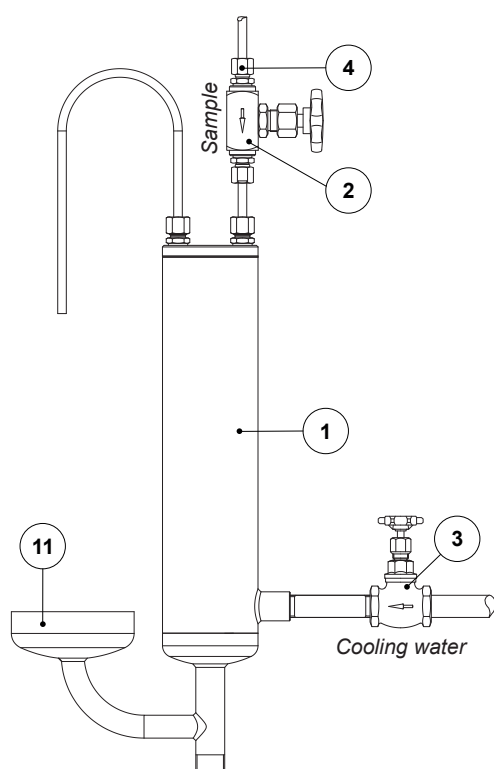


Optional temperature indicator

EQUIPMENT	
DESIGNATION	MATERIAL
Body and funnel	AISI 304 / 1.4301
Cover	AISI 304 / 1.4301
Coil	AISI 316L / 1.4404
Compression fitting	AISI 316Ti / 1.4571
Discharge tube	AISI 316L / 1.4404
Thermometer connection	AISI 316 / 1.4401

DIMENSIONS (mm)																		
MODEL	ØA	B	C	D	E	F	G	H	I	J	ØL	M	N	O	Q	R	S	WGT. (kg)
SC32F	90	491	341	336	30	185	1/2"	50	40	33	8	60	165	3/4"	20	53	98	4,5
SC132F	90	590	341	336	30	185	1/2"	50	40	33	8	60	165	3/4"	20	53	98	5,5

TYPICAL INSTALLATION



Optional temperature indicator

EQUIPMENT	
POS. No.	DESIGNATION
1	Sample cooler
2	Sample inlet valve ADCA NV400 *
3	Cooling water inlet valve ADCA GV32B *
4	Compression fitting (x2) 1/4" x 8 mm
6	Thermometer connection
7	Bimetallic thermometer
11	Funnel

* For operating conditions, check IS NV400.10 and IS GV32B.10.